

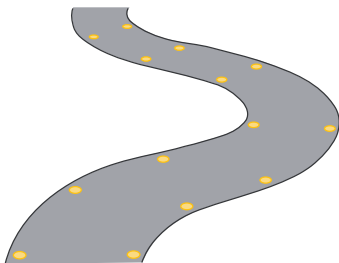
We're often asked for guidance on the ideal installation layout for **SUNVIA**. Whilst there are no hard and fast rules, there are several considerations which can help to determine the best design for your site.

CLEARANCE FROM PATH EDGE

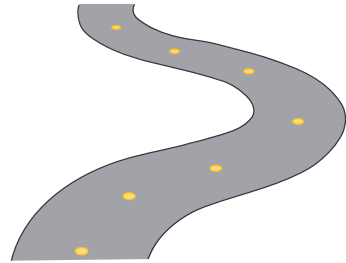
Sustrans briefing note 29 recommends spacing ground lights five meters apart on each edge of the path in pairs. However, it also says the path should be maintained i.e grass and other foliage kept cut back.

At **SUNVIA**, we recommend installing ground lights 150-300 millimetres from the edge of the path to avoid basic overgrowth. Where there is potential for significant foliage overgrowth or the path is narrow (less than two meters wide) central installation may be more appropriate. Another option for narrow paths is to stagger the lights on either edge of the path.

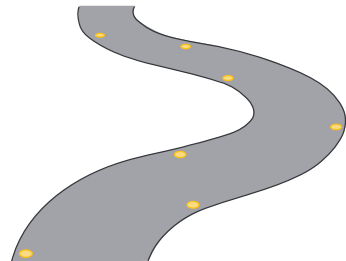
EDGE INSTALLATION IN PAIRS



CENTRAL INSTALLATION



STAGGERED INSTALLATION



DISTANCE BETWEEN LIGHTS

In addition to considering the location of your lights, you will also want to decide on the distance between them.

For paths with many bends, where users typically move more slowly, five meter spacing is most suitable. For faster and straighter paths, spacing could quite easily go to 10 meters or more. As a rough estimate we suggest your path users pass a light every two seconds.

Whilst the characteristics of the path will play an important role in your installation design, you may also want to consider the budget implications of each option. By way of an example, a kilometre of five meter spacing in pairs will require 400 lights, whereas a kilometre of 10 meter spacing centrally installed will only require 100 lights.

If you're still unsure of the best layout for your scheme, why not request a sample pack so that you can try different options and determine which design will deliver the best results.



Newham Greenway - edge installation



London Borough of Hounslow - central installation

INSTALLATION GUIDANCE

Include installation with your order and we'll take care of everything. Alternatively, if you would prefer to use your own contractors we can provide guidance on the best method.

Only simple equipment is required and on average, two people can install up to 20 units per hour.

INSTALLED CROSS SECTION

